

1.0 Overview of Requirements.

All tooling supplied to Erodex Tooling Solutions must be delivered with the following supporting documentation completed in full:

- Certificate of Conformance
- Dimensional Report
- Visual Fixture Checklist

Erodex Tooling Solutions will not accept delivery of any tooling that does not arrive complete with the supporting documentation described.

Each tool must be identified with the individual serial number supplied by Erodex Tooling Solutions at point of order

2.0 Certificate of Conformity Requirements.

The certificate must state that the product conforms to all aspects of the contract, and be signed by the vendors Quality Manager / Quality Representative.

3.0 Dimensional Report Requirements.

Dimensional reports must be supplied with each individual tool. For example, if an order is raised for 10 off of a single design, Erodex Tooling Solutions require 10 individual dimensional reports. The dimensional data must be recorded on the supplied 'Declaration of Product Conformance / Critical Inspection report', which will be supplied at the point of order. If Erodex Tooling Solutions only require a percentage of the tools batch tested, quantities are to be agreed prior to manufacture.

All sections of the document must be completed, and the document must be signed by the Inspector that carried out the dimensional analysis.

All dimensional analysis carried out must be completed within a temperature controlled environment set between 18°C and 22°C.

The serial number identified on each dimensional report must be taken from the corresponding tool, so that full traceability of dimensional conformance is available.

Where Erodex have produced the drawing, it will have already given each critical dimension an annotated number reference (See page 4)

Any GA drawings that do not have critical dimensions highlighted will need to have each critical dimension annotated with a reference number (See page 3). This will then require measurement & reporting on a dimensional inspection report e.g. ETQD007 (See page 5). Any dimensions that require reporting additional to GA requirements will be highlighted by Erodex at point of order.

Note: Any inspection equipment used and highlighted in ETQD007 must be traceable back to national standards.

4. External Provider Requirements

As an external provider to Erodex, you must

- Notify Erodex of nonconforming processes, products, or services and obtain approval for their disposition;
- Notify Erodex of changes to processes, products, or services, including changes of their external providers or location of manufacture, and obtain the organization's approval;
- Flow down to your external providers any applicable requirements including customer requirements;
- Provide test specimens for design approval, inspection/verification, investigation, or auditing;
- Retain documented information, including retention periods (6 years) and disposition requirements;
- Allow the right of access by Erodex, our customer, and regulatory authorities to the applicable areas of facilities and to applicable documented information, at any level of the supply chain;
- Ensure the approval of employees competence, including any required qualifications
- Ensure that persons are aware of their contribution to product or service conformity, their contribution to product safety and the importance of ethical behaviour
- Prevent the use of counterfeit parts; a counterfeit part is identified as:

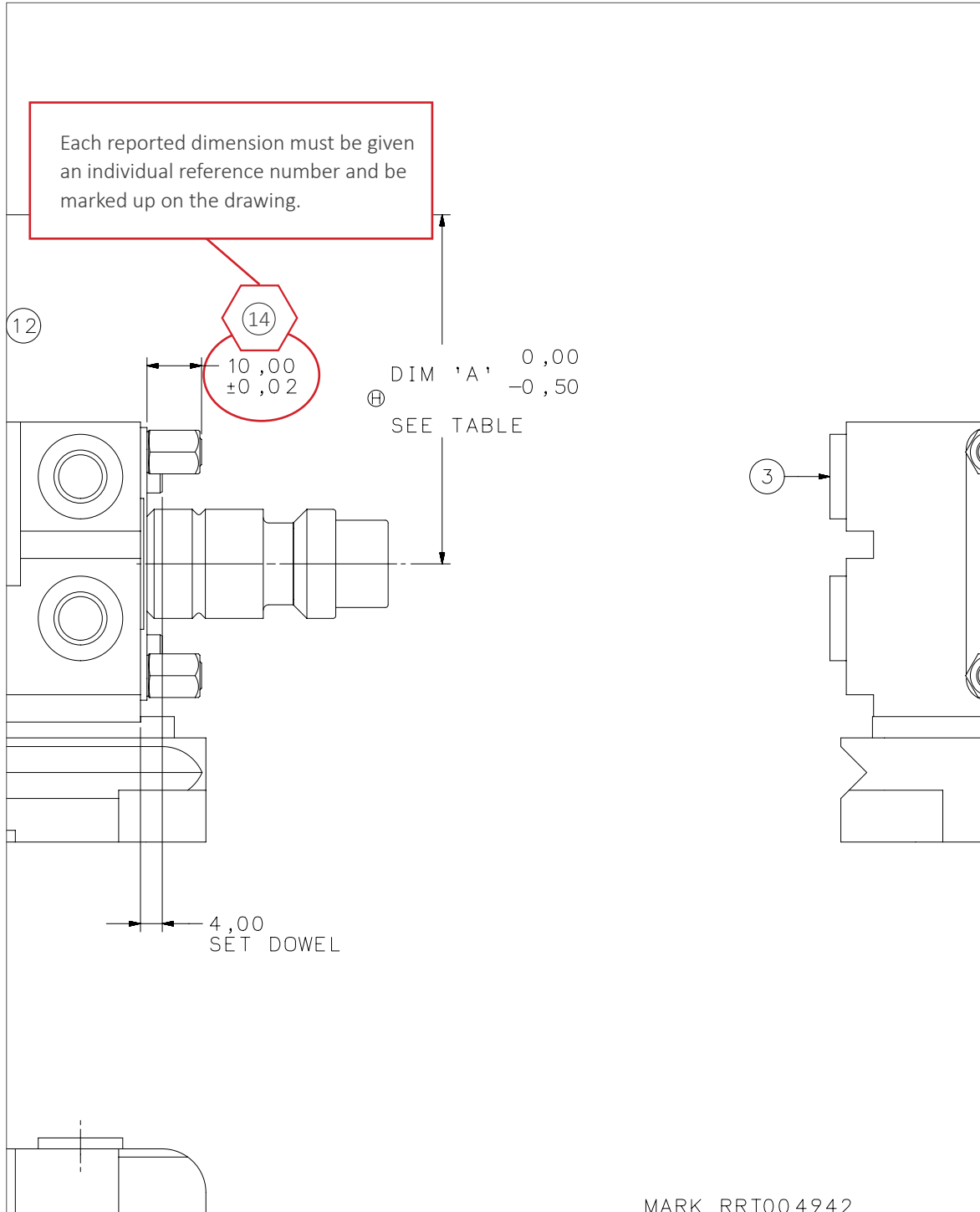
An unauthorised copy, imitation, substitute or modified part (e.g. material, part, component), which is knowingly misrepresented as a specified genuine part of an original or authorised manufacturer.

Counterfeit parts include, but are not limited to:

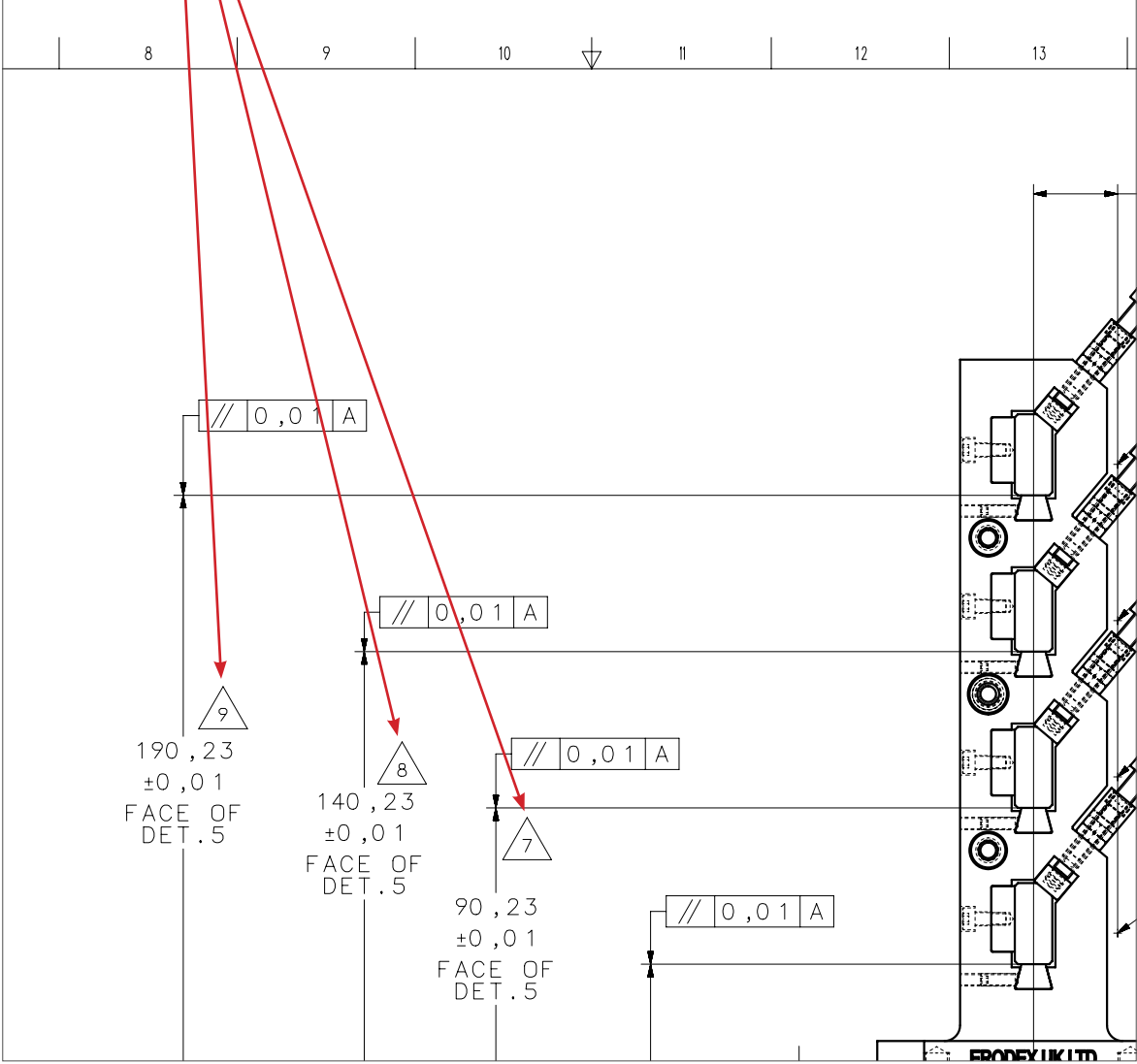
- a) Parts not containing the proper material grade that is consistent with the drawings requirement.
- b) Used, refurbished or reclaimed parts represented as new products.
- c) Parts which have not successfully completed the full production or test cycle in accordance with Quality Plan or Purchase Order Requirements, or the requirements of the Original Component Manufacturer that are represented as completed products.
- d) Parts sold or delivered with modified markings or labelling intended to misrepresent the fit, form, function or grade of the intended product.

Please be aware that Erodex monitor suppliers in the following areas, on a monthly basis:

- OTD
- Average Days Late
- Reject Percentage




FOR AN ERODEX PRODUCED DRAWING, PLEASE NOTE THAT ALL DIMENSIONS ACCOMPANIED BY THIS SYMBOL \triangle MUST BE MEASURED, RECORDED AND REPORTED ON APPROPRIATE DOCUMENTATION



Visual Fixture Check List Guidance.

Enter the name of tool manufacturer here

Enter the tool number as it appears on the drawing here, along with the issue of the drawing used. Note only the issue status of sheet 1 is required. Where there is no issue, please record as N/A.



VISUAL FIXTURE CHECKLIST

Supplier Name	PO Number	Customer №
Part Number	Description	Serial

	Yes	No	N/A	Erodex Verified
1) Is the fixture clearly marked & identified correctly, including serial number?				
2) Are all details correct & present?				
3) Do all moving parts function correctly?				
4) Is the part clean, in good condition and where required, coated in anti-rust / preservation oil?				
5) Have all relevant documents been supplied? (Please refer to purchase order for information on which documents are required).				

General comments, observations or improvement recommendations

Supplier Signature

Position Date

Verified on behalf of Erodex by

Erodex (UK) Limited, Tipper Industrial Estate, Park Road, Halesowen, West Midlands B63 2RH
TEL: +44 (0)1384 892011 FAX: +44 (0)1384 897162 Email: sales@erodex.com
www.erodex.com

ETQD001
ISSUE 7 | 09-AUG-17

Enter the Erodex Tooling Solutions purchase order number here.

Enter the tool description here as it appears on the drawing.

Visually assess the tool as described in each section and tick either the yes, no or not applicable section. If a section is found to be non-conforming apply corrective actions and re-complete another form from the beginning. Do not use the shaded section as this is for Erodex Tooling Solutions use only

Make any general comments regarding the tools condition in this section. If corrective actions are required, please ensure that they are complete prior to shipping and describe the corrective actions here.